ORD324 Reed Switch

General purpose miniature-type

- The ORD324 is a small single-contact reed switch designed for general control of medium level loads less than 200V. The contacts are sealed within the glass tube with inert gas to maintain contact reliability.

ORD324

General purpose miniature-type

Applications

- Automotive electronic devices
- Communication equipment
- Household appliances
- Control equipment
- Measurement equipment

Features

- Hermetically sealed within a glass tube with inert gas, reed contacts are not influenced by the external atmospheric environment.
- Quick response
- Comprising of operating parts and electrical parts arranged coaxially, reed switches are suited to high-frequency applications.
- Compact and light weight.
- Superior corrosion resistance and wear resistance of the contacts assures stable switching operation and long life.
- Economically and easily becomes a proximity switch when paired with a magnet.

Electrical Characteristics

Parameter	Rated Value	Unit
Pull-in Value (PI)	10 to 40	AT
Drop-out Value (DO) (min.)	4	AT
Contact Resistance (CR) (max.)	100	mOhm
Breakdown Voltage (min.)	250	VDC
Insulation Resistance (min.)	10^{10}	Ohm
Electrostatic Capacitance (max.)	0.3	pF
Contact Rating	10	W
Maximum Switching Voltage (max.)	200DC/150AC	V
Maximum Switching Current (max.)	0.5	A
Maximum Carry Current (max.)	1.0	A

Dimensions (mm)

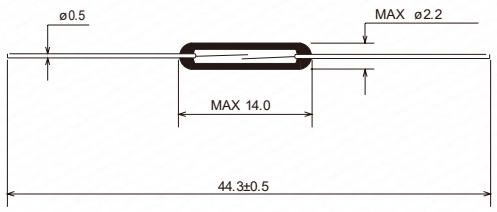

Operating Characteristics

Parameter	Rated Value	Unit
Operate Time (max.)	0.4	ms
Bounce Time (max.)	0.3	ms
Release Time (max.)	0.05	ms
Resonant Frequency	5000 ± 400	Hz
Operating Frequency (max.)	500	Hz

USA: +1 866.782.6339 | salesusa@standexelectronics.com EMEA: +49 7731/8399-0 | info@standexelectronics.com APAC: +81 42/6980026 | sej-sales@standex.co.jp

ORD324 Reed Switch

ELECTRICAL CHARACTERISTICS

Pull-in Value vs. Drop-out Value

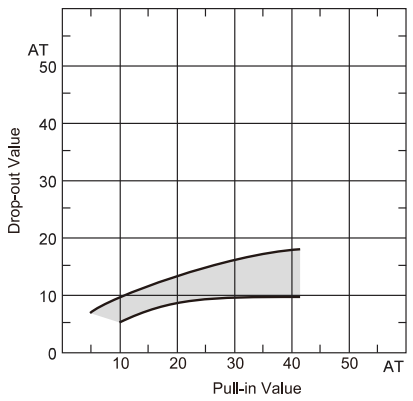

Contact resistance

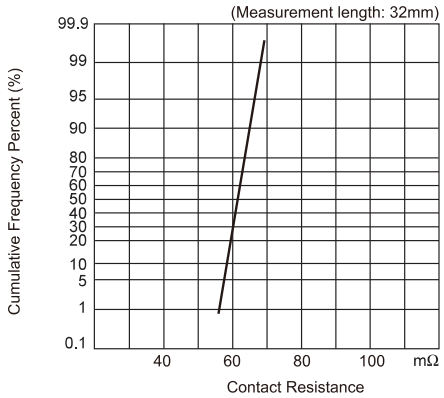

Breakdown voltage

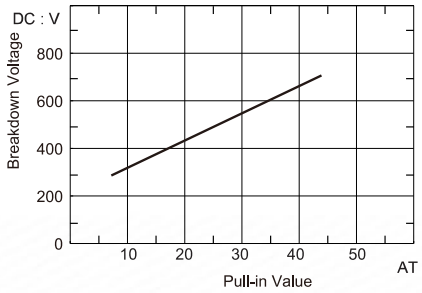

Insulation resistance

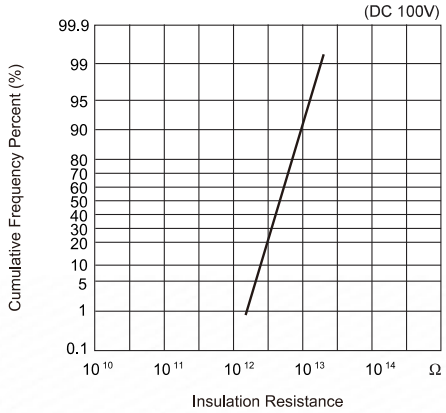

Electrostatic capacitance

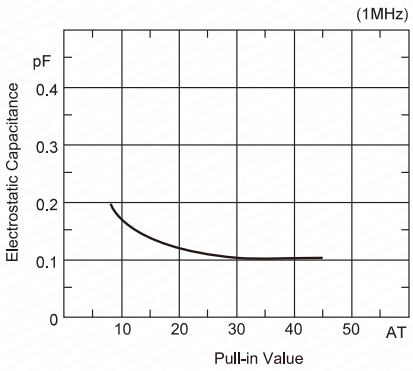

USA: +1 866.782.6339 | salesusa@standexelectronics.com EMEA: +49 7731/8399-0 | info@standexelectronics.com APAC: +81 42/6980026 | sej-sales@standex.co.jp

ORD324 Reed Switch

OPERATING CHARACTERISTICS

Operate time

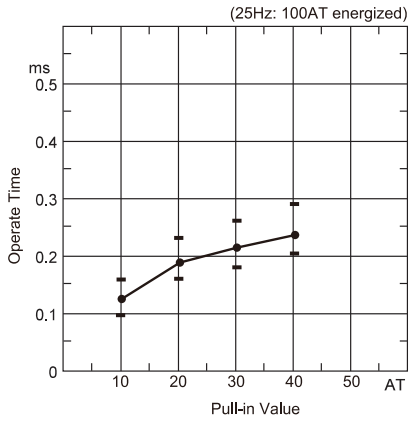

Bounce time

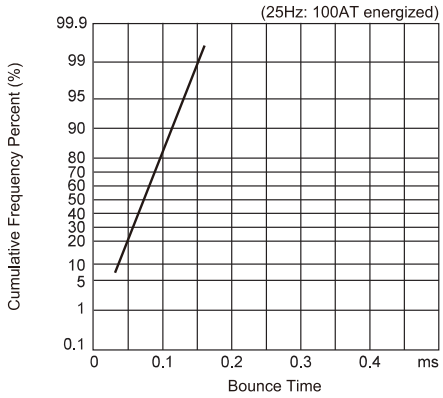

Release time

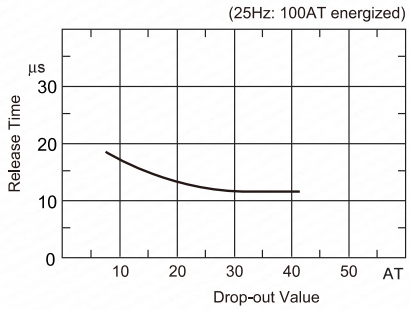

Resonant frequency

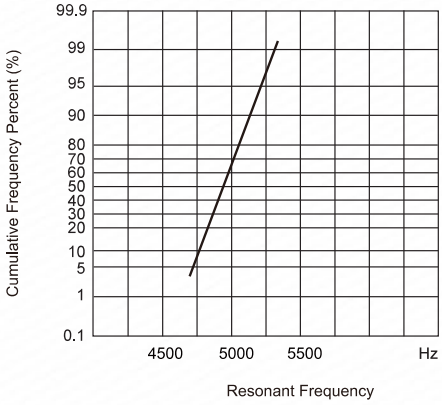

USA: +1 866.782.6339 | salesusa@standexelectronics.com EMEA: +49 7731/8399-0 | info@standexelectronics.com APAC: +81 42/6980026 | sej-sales@standex.co.jp

ORD324 Reed Switch

MECHANICAL CHARACTERISTICS

Lead tensile test (static load)

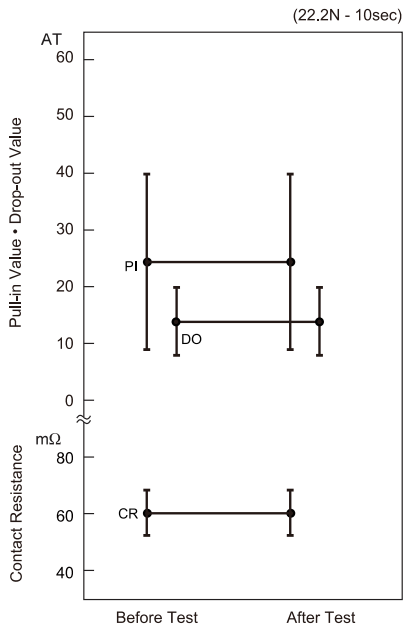

Lead tensile strength

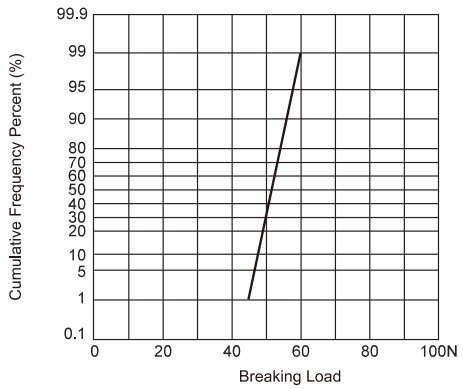

ENVIRONMENTAL CHARACTERISTICS

Parameter	Rated Value	Unit
Temperature range	-40 to +125	℃
Shock (11ms)	980(100G)	m/s^2
Vibration (10～2000Hz)	490(50G)	m/s^2
Lead tensile strength	29.4(3.0kgf)	N

Temperature characteristics

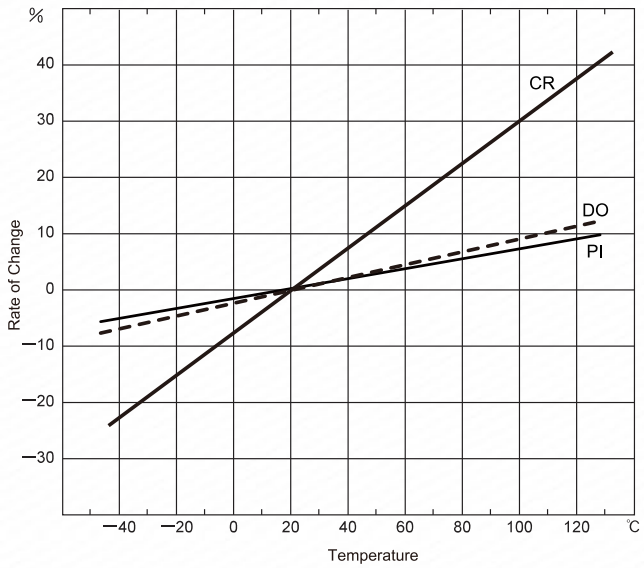

USA: +1 866.782.6339 | salesusa@standexelectronics.com EMEA: +49 7731/8399-0 | info@standexelectronics.com APAC: +81 42/6980026 | sej-sales@standex.co.jp

ORD324 Reed Switch

ENVIRONMENTAL CHARACTERISTICS

Temperature cycle

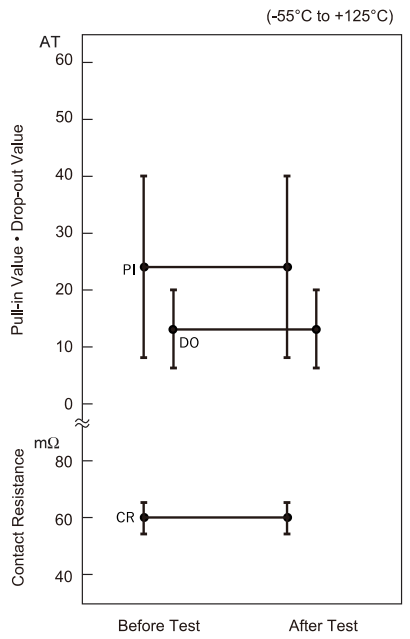

Temperature and humidity cycle

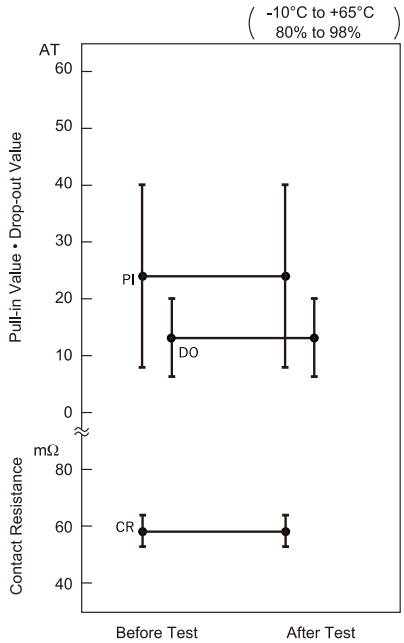

High temperature storage test

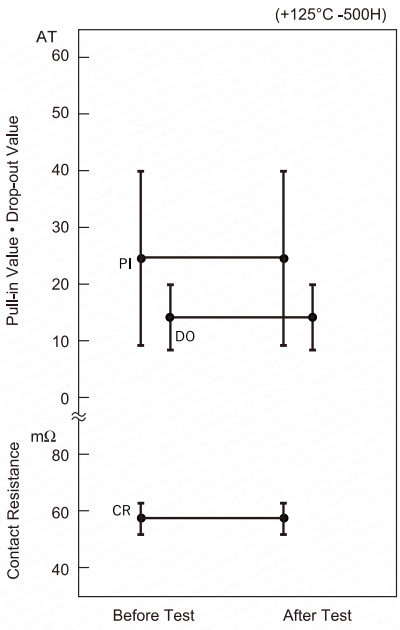

Low temperature storage test

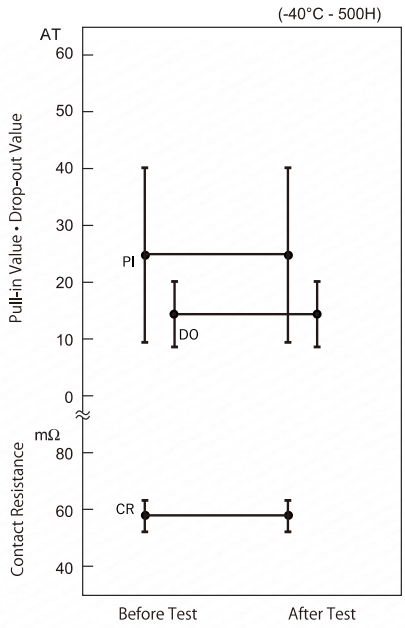

USA: +1 866.782.6339 | salesusa@standexelectronics.com EMEA: +49 7731/8399-0 | info@standexelectronics.com APAC: +81 42/6980026 | sej-sales@standex.co.jp

ORD324 Reed Switch

ENVIRONMENTAL CHARACTERISTICS

Shock test (Electrical characteristics)

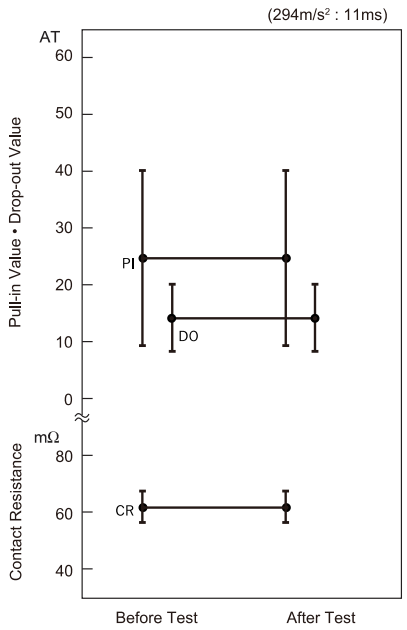

Shock test (Misoperation area)

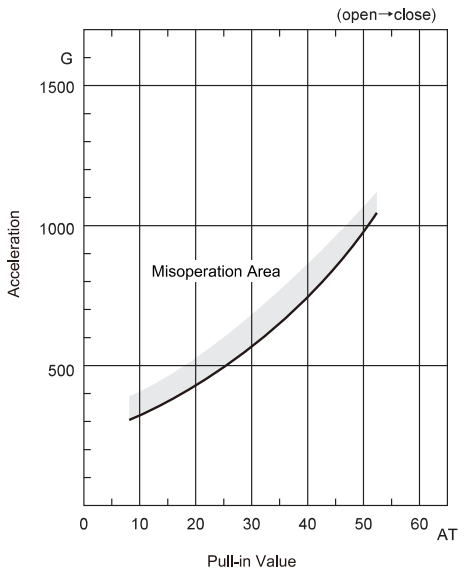

Vibration test

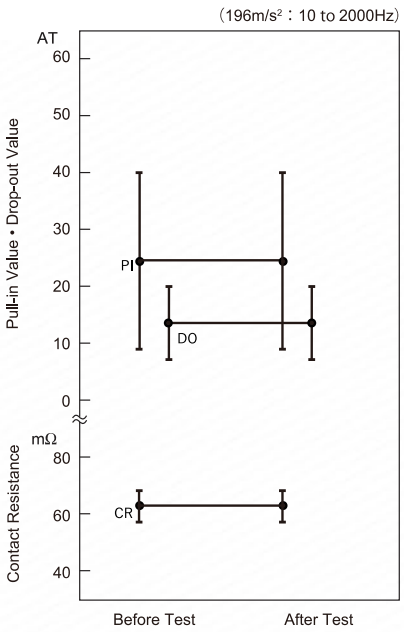

Please note: All technical specifications on this datasheet refer to the standard product range. Modifications in the sense of technical progress are reserved. For general information only. For more specific information, please consult the product datasheet, available upon request.

This datasheet could contain technical inaccuracies or typographical errors. Changes are periodically made to the information herein. These change will be incorporated in future revisions.

For deviating values, most current specifications and products please contact your nearest sales office.

USA: +1 866.782.6339 | salesusa@standexelectronics.com EMEA: +49 7731/8399-0 | info@standexelectronics.com APAC: +81 42/6980026 | sej-sales@standex.co.jp