


# REED TECHNOLOGY KEY SWITCH FOR INDUSTRIAL & ROBOTIC EQUIPMENT



REQUEST A QUOTE

Introducing the Ultimate On/Off Key Switch:  
Engineered for Durability and Security

On/Off key passes a signal load to start the machine











No logo and custom logo options available



## KEY FEATURES

- ✓ On/off positions
- ✓ Tamper resistant
- ✓ No leakage current
- ✓ Magnetic non-contact
- ✓ Environmentally robust
- ✓ Secure M16 nut mount
- ✓ Single/dual channel optional
- ✓ Power handling 180V or 0.5A switching max.
- ✓ No power consumption
- ✓ Reliable 2-wire device
- ✓ Hermetically sealed
- ✓ Dynamically tested
- ✓ Normally open (Form A)
- ✓ Millions of fault-free operations
- ✓ Potted plastic housings ensure no corrosion of contacts

## APPLICATIONS

Application Examples	
Outdoor equipment	
Cleaning machinery	
Utility vehicles	
Agricultural machinery	
Leisure vehicles	
Industrial machinery	
Maintenance equipment	
Material handlers	

Whether you need standard sensors or a fully customized solution, Standex Detect is ready to partner with you. Let's talk about your sensing needs!



A Standex Electronics Company